



New synthesis of pentacyclic steroids by stereoselective epoxide ring opening

Malika Ibrahim-Ouali*, Hamze Khalil

Institut des Sciences Moléculaires de Marseille, UMR 6263 CNRS and Université d'Aix Marseille III, Faculté des Sciences et Techniques de Saint Jérôme, Avenue Escadrille Normandie-Niemen, 13397 Marseille Cedex 20, France

ARTICLE INFO

Article history:

Received 9 September 2010
Revised 26 October 2010
Accepted 29 October 2010
Available online 4 November 2010

Keywords:

Pentacyclic steroids
Lactones
Epoxide

ABSTRACT

A stereoselective synthesis of pentacyclic steroids has been achieved. Starting from commercially available cholic acid **1**, followed by asymmetric epoxidation and by stereoselective epoxide ring opening, employing nucleophilic species, the corresponding products were afforded in good yields. The compounds were being evaluated for their biological activity.

© 2010 Elsevier Ltd. All rights reserved.

The classical approach to drug development from a known lead structure remains the systematic variation of substitution pattern and the alteration of stereochemical relationships. The efforts of various groups reported after the discovery of the first progesterone antagonist RU 486 (Mifepristone) can be viewed as a typical example.¹

The modifications made in a biologically active compound can result in a very useful homologue eliciting a subtle biological difference from the patent substance. For example, the 11 β -methyl homologue of ethinodiol diacetate is 10–25 times more progestational.² The direction of the change in the biological activities of a homologue is unpredictable. It could result in a more potent agonist, a more selective agonist or an antagonist.

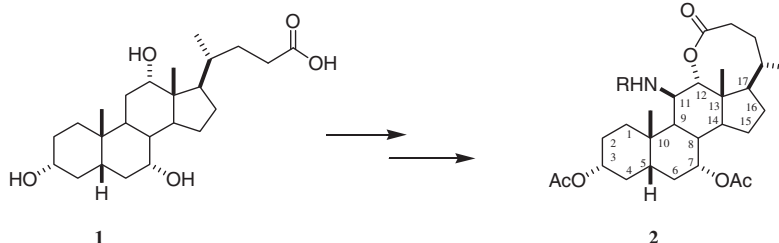
The C-11 position of the steroid ring has a major effect on biological properties, such as corticoid activities. Recently, it was reported that 11-amino-12-hydroxy/keto steroids are potential inhibitors of HIV-1 protease.³ Otherwise, there are many examples

of pentacyclic steroidal derivatives of pharmacological and biological importance.⁴ The incorporation of short carbon bridges spanning characteristic positions of the steroid backbone continues to be a popular stratagem in the search for new, biologically active steroid hormone analogues.

So, it would be interesting to combine both by introducing a new ring and a new function at the C-11 position of the steroidal skeleton, in order to obtain a new class of steroids.

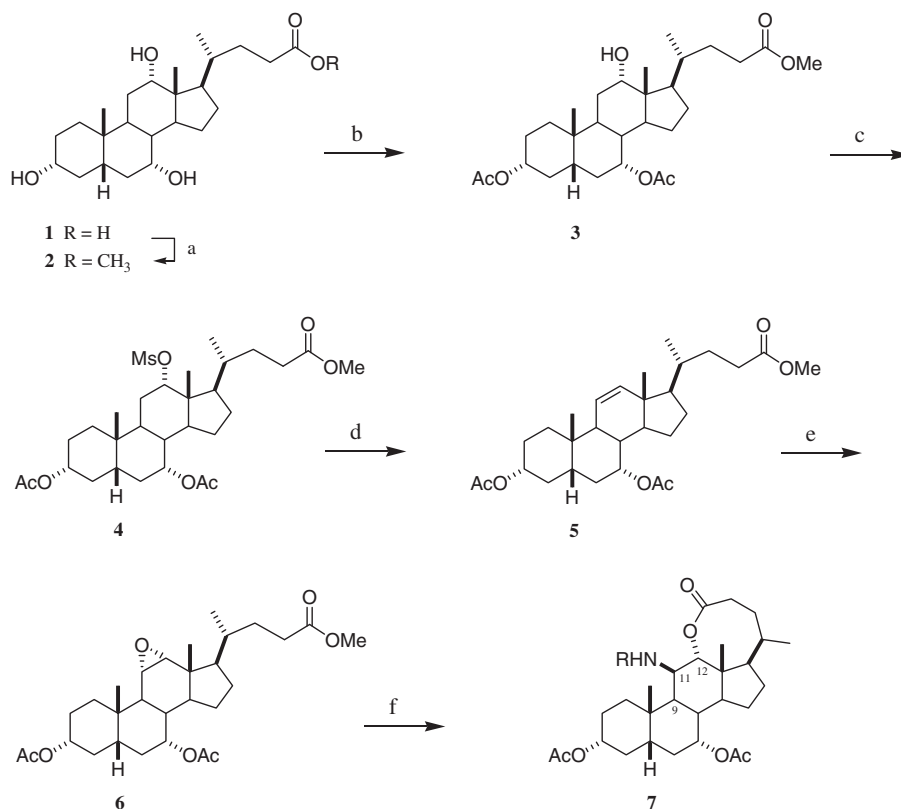
We report herein the stereoselective synthesis of pentacyclic steroids **2** possessing an amino function at C-11, derived from readily available cholic acid **1** (Scheme 1).

The synthesis of aminolactones **2** is described in Scheme 2. Methyl 3,7-diacetoxycholate **3** was prepared according to a known procedure.⁵ Treatment of **3** with a slight excess of mesyl chloride in the presence of pyridine gave a quantitative yield of methyl 3,7-diacetyl-12-mesyl cholate **4**. Dehydromesylation of **4** was done applying the conditions described by Chen.⁶ Mesylate



Scheme 1. Aminolactones **2**.

* Corresponding author. Tel.: +33 0491288416; fax: +33 0491288234.
E-mail address: malika.ibrahim@univ-cezanne.fr (M. Ibrahim-Ouali).



Scheme 2. Stereoselective synthesis of pentacyclic steroids from cholic acid. Reagents and conditions: (a) MeOH, PTSA, Δ ; (b) Ac₂O, pyridine, DMAP; (c) MsCl, pyridine, 0 °C to rt, 24 h; (d) AcOK, HMPT, 100 °C, 48 h; (e) *m*-CPBA, CH₂Cl₂, rt, 24 h; (f) RNH₂, EtOH/toluene (1/1), Δ , 24 h.

4 was heated in hexamethylphosphoric triamide (HMPT) with an excess of potassium acetate at about 100 °C for two days. The desired methyl 3,7-diacetylchol-11-enate **5** was isolated in good yield (80%).

Next, an asymmetric epoxidation in the steroidal double bond (C₁₁=C₁₂) was performed to introduce the desired epoxide functional group in the steroidal nucleus, using *m*-CPBA as the oxidant agent.⁷ Epoxidation of **5** with *m*-CPBA in CH₂Cl₂ resulted in the formation of the 11 α ,12 α -epoxide **6** in excellent yield. The epoxide ring was formed with high selectivity in the least hindered face of steroid.⁸ The α configuration of the 11,12-epoxide was assigned due to the presence of the C-18 angular methyl group which blocks the β -face of the C ring when the Δ^{11} double bond of **5** was epoxidized. The observed ¹H NMR spectrum showed characteristic doublets ($J = 4$ Hz) for the CH-11 and CH-12 protons at δ_{H} 2.98 ppm and 3.16 ppm, respectively.

In the last step, we proceeded to a selective epoxide ring opening with nucleophilic amines. Interestingly, we observed two reactions during this step: a stereoselective epoxide ring opening and an intramolecular lactonization. Thus, the 11 α ,12 α -epoxide **6** was treated with different nucleophilic amines in EtOH/toluene (1/1) at reflux during 24 h, affording steroidal lactones **7**. The assignment of structures **7** was supported by the NMR spectra which showed a disappearance of the characteristic singlet (of the lateral chain) at δ_{H} 3.6 ppm (s, C-23-OMe) and the coupling constant between 11-H and 9-H is 3.9 Hz, which shows the 11-H should be in α position. Furthermore, the positions of the angular methyl groups at $\delta_{\text{H}} \sim 0.76$ ppm (s, C-13-Me) and $\delta_{\text{H}} \sim 0.98$ ppm (s, C-10-Me) are consistent with a 11-amino-12-oxa structure.

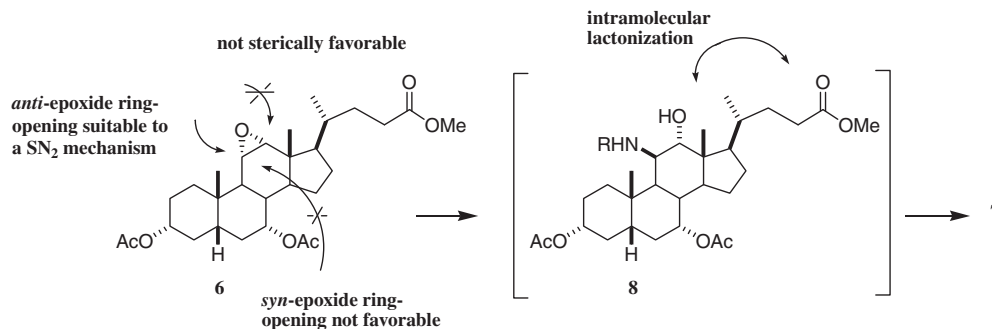
The yields of the corresponding lactones **7** are depicted in Table 1.

The stereo- and regioselectivity in the epoxide **6** ring opening can be rationalized as shown in Scheme 3.

Table 1
Pentacyclic steroids **7a-j**

Entry	Amines RNH ₂	Yield* of 7
1		7a : 81%
2		7b : 65%
3		7c : 88%
4		7d : 67%
5		7e : 64%
6		7f : 83%
7		7g : 72%
8		7h : 70%
9		7i : 75%
10		7j : 66%

* Yields are given for isolated products.



Scheme 3. Proposed mechanism of epoxide ring opening.

The nucleophilic attack in the epoxide ring opening would be made exclusively on the least sterically hindered carbon of the epoxide (C₁₁) due to the S_N2 mechanism employed in this methodology. In stereochemical terms, the classical and much stabilized *anti* approximation of nucleophiles species with the α -epoxide produces the respective *trans*-hydroxy amines **8**, which are not isolated (Scheme 3).

By analysing Table 1, it is possible to verify that the epoxide ring opening is not sensitive to electronic effects of the aromatic moiety in the amines. For instance, for compound **7d** (Table 1, entry 4), made from a nucleophile with an activating R group, the yield was 67%, while compound **7g** (Table 1, entry 7), made with a deactivating R group on the ring, had a *quasi* similar yield of 70%. The reaction is also not sensitive to steric effects. Introducing a bulky group as a naphthyl group at C-11 position is possible as shown by the entry 10 (Table 1) which gave product **7j**.

In summary, we describe a new class of pentacyclic steroids⁹ from cholic acid, by a stereoselective intramolecular epoxide-opening lactonization as the key step. It is also noteworthy to mention that this synthesis is short, versatile, and moreover interesting moieties can be introduced at the C-11 position of the steroidal skeleton, which is a key position from a biological point of view.¹⁰ An application of this strategy to introduce a sulphur moiety at the same position is in due course.

Acknowledgements

This work has been financially supported by the CNRS and the *Ministère de l'Enseignement Supérieur et de la Recherche*.

References and notes

- Neef, G.; Beier, S.; Elger, W.; Henderson, D.; Wiechert, R. *Steroids* **1984**, *44*, 349.
- Baran, J. S.; Langford, D. D.; Laos, I.; Liang, C. D. *Tetrahedron* **1977**, *33*, 609.
- Salunke, D. B.; Hazra, B. G.; Gonnade, R. G.; Bhadbhade, M. M.; Pore, V. S. *Tetrahedron* **2005**, *61*, 3605.
- Pinder, A. R. *Steroidal alkaloids in Rodd's chemistry of carbon compounds*; Elsevier: Amsterdam, 1998; (b) Ibrahim-Ouali, M. *Steroids* **2008**, *73*, 775.
- Fieser, L. F.; Rajagopalan, S. *J. Am. Chem. Soc.* **1950**, *72*, 5530.
- Chen, C. H. *Synthesis* **1976**, 125.
- Plesnicar, B. *Oxidation in Organic Chemistry*; Academic Press: New York, 1978. pp 211–253.
- Marson, C. M.; Rioja, A. S.; Smith, K. E.; Behan, J. M. *Synthesis* **2003**, 535.
- Experimental data and results for the biological testing of **7** (which are under progress) will be reported in due course as a full letter.
- (a) Engel, C. R.; Rastogi, R. C.; Roy Chowdhury, M. N. *Steroids* **1972**, *19*, 1; (b) Engel, C. R.; Salvi, S.; Roy Chowdhury, M. N. *Ibid.* **1975**, *25*, 781; (c) Gumulka, M.; Ibrahim, I. H.; Bonczatomazewski, C. R. *Can. J. Chem.* **1985**, *63*, 766; (d) Morand, P.; Lyall, J. *Chem. Rev.* **1968**, *68*, 85; (e) Huisman, H. O. *Angew. Chem., Int. Ed.* **1971**, *10*, 450.